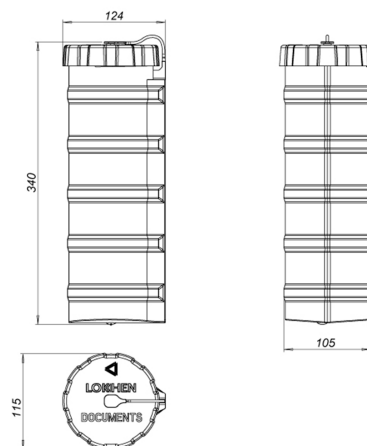


Asiakirjaputket

Asiakirjaputki 115x124x340 muovia

Tuotenumero: 167202186 Vanha tuotenumero: 103666/18069

**Paino:** 0.36 kg

Lisäkuvat



DIMENSIONS	
Height (H):	345 mm
Diameter (Ø internal):	96 mm
Maximum holding weight:	50 Kg



- METHOD OF USE**
- The document holder can be assembled vertically or horizontally.
 - While closing the cap make sure it gets attached to the body to avoid water infiltration.
 - In the event that some water drops in the document holder while in vertical position, it must be emptied by removing the small cap (3) located at the bottom.

- COMPONENTS**
1. Cap
 2. Gasket (1 piece)
 3. Small cap (1 piece)
 4. Brass insert (2 pieces)

ASSEMBLY INSTRUCTIONS

Choose two of the twenty-one holes options available on the back of the document holder, measure the distance between the holes selected and drill the support plate, respecting this distance and using a ø 6.5 mm drill bit.

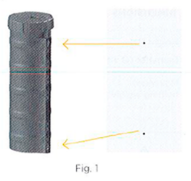


Fig. 1



Place the brass insert on the chosen hole and, by making sure the cap is completely screwed (IMPORTANT), insert it by using a plastic hammer (Fig. 2 and 3).




Fig. 2

Fig. 3

Use M6 screws to fix the document holder to the support plate (Figs. 4 and 5). For a proper fixing, use at least two screws, and tighten them in the insert for at least 6 mm and not more than 10 mm (IMPORTANT). Use a maximum torque of 25 Nm.

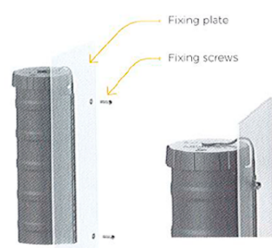


Fig. 4

Fig. 5